



DAYLIGHT
ACADEMY

Lighting Research & Technology

Reprint

DLA Publications, October 2019



DAYLIGHT: WHAT MAKES THE DIFFERENCE?

Martine Knoop / Oliver Stefani / Bruno Bueno / Barbara Matusiak /
Richard Hobday / Anna Wirz-Justice / Klaus Martiny / Thomas Kantermann /
Mariëlle Aarts / Nouredine Zemmouri / Siegrun Appelt / Brian Norton

Light is necessary for vision; it enables us to sense and perceive our surroundings and in many direct and indirect ways, via eye and skin, affects our physiological and psychological health. The use of light in built environments has comfort, behavioural, economic and environmental consequences. Daylight has many particular benefits including excellent visual performance, permitting good eyesight, effective entrainment of the circadian system as well as a number of acute non-image forming effects and the important role of vitamin D production. Some human responses to daylight seem to be well defined, others require more research to be adequately understood. This paper presents an overview of current knowledge on how the characteristics of daylight play a role in fulfilling these and other functions often better than electric lighting.

- 1. Introduction
Page 3
- 2. Visual Performance
Page 6
- 3. Good eyesight
Page 6
- 4. Circadian entrainment
Page 8
- 5. Acute, non-image
forming effects
Page 10
- 6. Room, object and
human appearance
Page 11
- 7. Comfort
Page 13
- 8. Well-being due
to views through
windows
Page 16
- 9. Energy efficiency
Page 17
- 10. Monetary value
Page 18
- 11. Conclusion
Page 19

- Acknowledgement
Funding
Note
Page 20

- References
Page 21

- Copyrights
Page 27

1. Introduction

Daylight is the holistic combination of the luminous characteristics of sunlight from direct solar radiation and skylight from diffuse solar radiation (Figure 1). Unlike electric lighting, daylight is highly dynamic, changing within and across days, throughout the year, and with weather conditions in intensity, colour, diffuseness and direction. Daylighting refers to the illumination of indoor spaces by daylight delivered through openings in the building skin.


This article arose from discussions between the authors at a seminar held in Berlin in June 2018 and is not intended to be a comprehensive review paper. The purpose of the seminar was to reflect an interdisciplinary discussion on the various scientific, technical, and creative aspects of the differences between daylight and electric light. As a first step, this overview should provide a basis for further, more specific discussion and research.

Numerous survey-based studies have shown that daylight is preferred to electric lighting in most settings.¹⁻⁵ Boyce et al.⁶ state that “There is no doubt that people prefer daylight over electric lighting as their primary source of illumination” (p. 26) and provide an overview of literature which shows that high percentages of survey respondents refer to work by daylight. Most studies were performed at latitudes around 50°N;^{2, 3, 7} one study in the tropics indicates that the majority of occupants prefer to work under daylight as well.⁸

Many reviews document the importance of daylight for health, well-being, and sustainability, and the consequences for architecture.⁵⁻¹³ Veitch and Galasiu¹¹ summarise: “The reviews^[5, 14] concluded that windows and daylighting are desired by most employees and that they are contributors to health and well-being” (p. 6). Here we show that the specific characteristics and related benefits of daylight as summarised in Table 1 that produce this human reaction go beyond subjective preferences for natural light, as discussed by Haans.¹⁵ Underlying the human preference for daylight are

experiences that transcend immediate physical stimuli, often orchestrated by their nature to be interwoven with context-related knowledge. The sun has been worshiped in many cultures, with sunlight and the qualities of shadows and darkness being generally felt to be a source of spiritual and aesthetic experience as well as of health and well-being. Unlike daylight, electric lighting is a controllable man-made light source associated with advancements in science and technology that is easier both to study and to engineer to achieve specific outcomes. In contrast, daylight as a natural source is more difficult to control and the daily, seasonal and annual dynamics of daylight produce different outcomes in different locations, additionally modified by weather conditions. Due to these geographical differences, appropriate daylight utilisation can vary from sun- and skylight exposure to complete exclusion of sunlight from buildings. In addition, the use of daylight openings in the building envelope depends on the function of the indoor space, as well as occupants' requirements for privacy, view, glare protection and solar heat gain management. Individuals also respond differently to daylight, as for example reviewed by Pierson et al.¹⁶ A complex construct of individual, physiological, cultural, geographical and seasonal preferences and characteristics underlie the desire for daylight, and the subsequent human response, as well as the environmental and monetary benefits.

Figure 1: Daylight, a combination of sunlight and skylight (left and middle) or skylight only (right)¹



Characteristics of daylight and electric lighting

Characteristics	Daylight	Electric lighting
Spectral Figures 2, 6, 10	Continuous spectral power distribution (containing all visible wavelengths), with a strong short-wavelength component during daytime; includes infrared (IR) and ultraviolet (UV) radiation Outdoors: approx. 290 nm–2600 nm Indoors: approx. 320 nm–2600 nm	Various spectral power distributions, some continuous, others discontinuous. For typical general lighting: 380–780 nm
Temporal and absolute photometric and colorimetric characteristics. Illuminance and correlated colour temperature (CCT) Figures 3–5	Temporal variations in intensity, spectral power distribution and CCT Dusk and dawn: lower light intensity During daytime: high light intensities, variable CCT	Static or pre-programmed dynamic intensities; static CCT (typically 2700, 3000 or 4000 K) or pre-programmed dynamic colour change, available during day- and night-time
Spatial light distribution indoors Figures 7–9	Daylighting from windows and skylights: <ul style="list-style-type: none"> - vertical surfaces can be illuminated, with high light intensities - under clear sky conditions: parallel beams, realise distinct shadows and sun patches - under overcast sky conditions: smooth transition from light to dark 	Typical, functional, electric lighting: <ul style="list-style-type: none"> - lighting from above - focus on horizontal surfaces - no parallel beams, distinct shadows or patches only possible with accent lighting
Flicker and spectral fluctuation	Stable on a short timescale (no flicker, no spectral fluctuations)	Source can display flicker and/or have spectral fluctuations
Polarisation	Direct sunlight is not polarised. Daylight from a particular region of the sky (relative to the sun's position) is partially polarised	Partial polarisation is introduced in lamp configurations involving specular reflections or direct transmission (e.g. through a flat glass pane) where the light is incident on the material close to its Brewster angle
Energy requirements and costs Figures 3, 10	Freely available during daytime Costs for daylighting components to deliver the daylight into the building	Energy required for electric lighting Costs for electric lighting components
Visual information Figures 1, 2, 12	View through a window or skylight provides contextual clues	Can be designed to specifically to reveal or hide detail of objects and people in a space No time nor weather clues

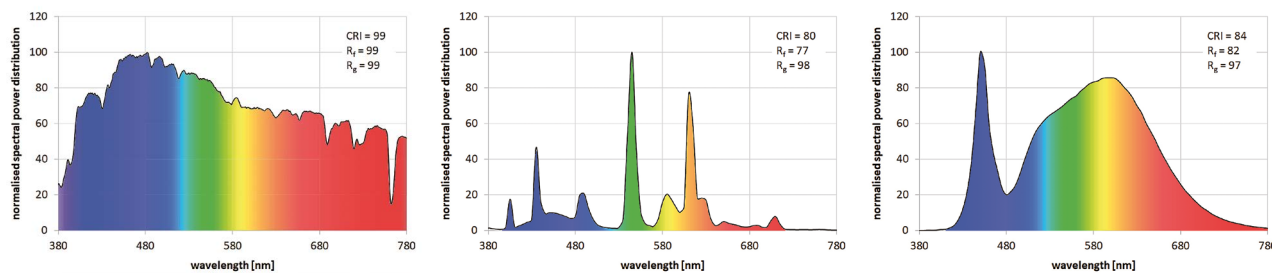
2. Visual Performance

Vision is the most developed sense in humans and, therefore, our species significantly relies on the provision of light of adequate quality. Visual performance, defined as the speed and accuracy of processing visual information, is influenced by lighting conditions.¹⁷ Daylight is a very good light source to support visual performance during daytime. It is a flicker-free light source with a continuous spectral power distribution covering the full visible range (Figure 2). The high illuminances (Figure 3) enable discrimination of fine details supporting visual acuity. Glare must be controlled both for daylight and electric light. The spectral power distribution of daylight offers optimal colour rendering and allows better colour discrimination than most electric lighting, whilst the directionality of both daylight and electric light can produce shadows that enhance details for three-dimensional tasks.

3. Good eyesight

Lack of daylight exposure seems to be linked to developing myopia, or short-sightedness. Myopia is the most common visual disorder affecting young people; it has reached epidemic levels in East Asia and is increasing elsewhere. Myopia is normally first diagnosed in school-age children. Recent studies have revived the idea that it is the environment in which children learn that determines whether or not they become short-sighted.¹⁸ It seems that children who engage in outdoor activities have lower levels of myopia.¹⁹ Thus, daylight exposure at levels significantly higher than those typically found indoors (Figure 3) may be important in preventing myopia. The precise biological mechanisms through which being outdoors may protect children's eyesight are not yet fully understood. The hypotheses are that (i) bright light stimulates the release of the retinal neurotransmitter dopamine, which inhibits the axial growth of the eye that causes short-sightedness, (ii) since circadian rhythms in the eye affect ocular growth, disruption of such rhythms by low light has also been proposed as a development factor²⁰ and (iii) there is a geographical, seasonal, component, as both eye elongation and myopia progression increase as day-length shortens.²¹ The complex protective effect of daylight may depend on many interlinked aspects including duration and timing of daylight exposure, wavelength and intensity.

Figure 2: Examples for spectral power distribution of daylight indoors (left) and electric lighting (middle: fluorescent lamp, right: LED), with corresponding colour rendering qualities (according to IES TM-30-15 and CIE 013.3:1995)



Excessive near-work may also damage children's eyesight; even though evidence for this is inconsistent, a recent review of myopia prevention by Lagrèze and Schaeffel²² reported that "A person with little exposure to daylight has a fivefold risk of developing myopia, which can rise as high as a 16-fold risk if that person also performs close-up work" (p. 575).

The spectral component of daylight exposure (Figure 2) may affect visual colour performance. Reimchen²³ showed that colour deficiencies are more common in northern latitudes, where twilight occupies a more significant part of the day than at the equator, where colour deficiencies are very uncommon. A study of visual perception in individuals born below and above the Arctic Circle, in different seasons, indicated that a reduction of daylight and an increase of exposure to twilight and electric lighting during infancy changed colour sensitivity; participants born in autumn above the Arctic Circle showed the lowest overall colour performance.²⁴

Figure 3: Range of approximate horizontal illuminance levels indoors (blue) and outdoors (black) in exemplary situations during winter time in Berlin, Germany (left: evening; middle: clear sky condition, afternoon; right: overcast sky condition, afternoon)




4. Circadian entrainment

Well-timed lighting can entrain the circadian system, which is important for positively affecting an individual's sleep quality, health, mood and cognitive abilities.²⁵ Daylight, due to its temporal variations in spectral power distribution and intensity (Figure 4, Figure 5), is the natural time cue ("zeitgeber") for synchronisation of the circadian system and the sleep-wake cycle. Dawn and dusk are important cues for entrainment with high light levels during the day followed by darkness at night being essential for optimal sleep.

Light input to the circadian system occurs through intrinsically photosensitive retinal ganglion cells (ipRGCs) particularly sensitive to the short-wavelength "blue" component of light. Discovered in 2002,^{26, 27} these cells are connected to the circadian clock and other parts of the brain, affecting primarily non-visual functions.²⁸ To support circadian functionality, bright and short-wavelength light exposure during daytime is important together with avoidance of light during nighttime. A study in the Antarctic region showed better sleep quality of base personnel during the period of the year with daylight, with its prevalent higher light levels, compared to sleep quality during the polar winter with only electric lighting. When com-

paring electric lighting conditions, blue-enriched (17 000 K) light was more efficient than bright white (5000 K) in supporting good sleep-wake cycles.²⁹ In interiors, reduced exposure to sunlight during the day together with electric light exposure after sunset can delay timing of the circadian clock leading to difficulties falling asleep at night and problems getting up on time in the morning. Exclusive exposure to daylight synchronises the circadian system to solar time.^{30, 31} Roenneberg and Merrow³² proposed to treat and prevent circadian misalignment by "strengthening light environments (more light during the day and less light during the night). This requires taking advantage of dynamic changes in spectral composition, and applying architectural solutions to get more daylight into buildings" (p. R439). To artificially provide the high-amplitude temporal dynamics of daylight by means of electric lighting requires significant energy use. It is assumed that daylight is the best and appropriate light source for circadian entrainment, though conclusive research evidence for this is lacking.

Figure 4: Temporal characteristics: Colour of daylight throughout one day at a daylight measurement site, Berlin, Germany



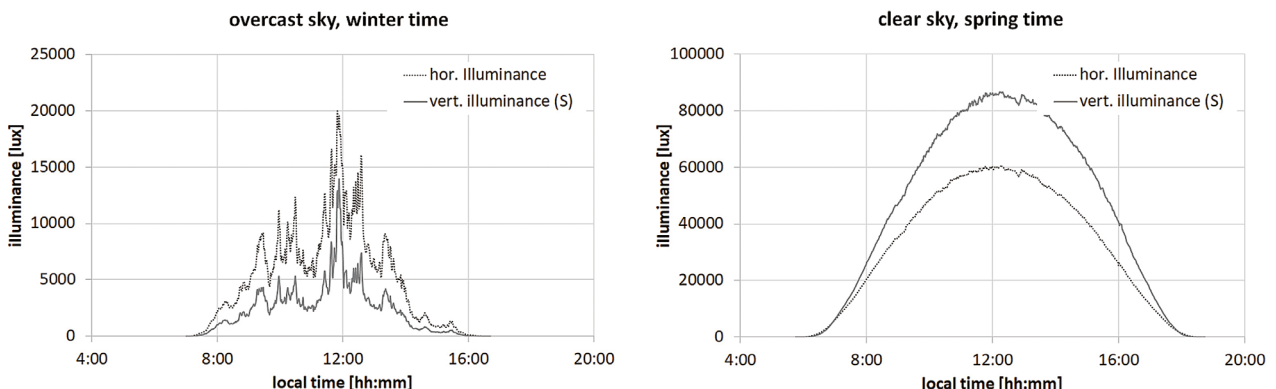
Dawn and dusk signals are the most powerful zeitgebers, not requiring high intensity light but a pattern of diurnal change with sunrise and sunset. They depend on day of year and latitude. Simulation studies have shown a rapid phase advance with a single dawn pulse,³³ and exposure to natural dawn and dusk immediately re-positions sleep to within the night.³¹ Compared to static lighting, dynamic lighting simulating a natural sunrise through a change of colour temperature (from 1090 K to 2750 K) and illuminance at the eye (0 lux to 250 lux) resulted in better subjective mood and well-being,³⁴ better cognitive performance³⁵ and could be a potential protector for cardiac vulnerability in the critical morning hours.³⁶ Dynamic lighting that included lower lighting conditions and colour temperatures in mornings and evenings resulted in significantly higher melatonin production one hour prior to bedtime compared to static light.³⁷

Daylight outdoors intrinsically provides temporal dynamics. Thus, the simplest solution to getting enough circadian stimulus is to go outside. Nonetheless, people in the modern, industrialised, society spend up to 90% of their time indoors.³⁸⁻⁴¹ In buildings, the form and façade, as well as the choice of glazing material in the windows and shading system modify intensity, colour and distribution of daylight in the interior. Daylighting conditions available to the occupant of a room also

depend on their distance from the window, the geometry of the room and surface reflectances. Depending on the daylighting design, indoor daylight can often provide an adequate stimulus and support to the circadian system, thus remaining as the usual light source for circadian support. Office workers with access to windows have reported better sleep quality than those without windows.⁴² Sleep quality increases with higher daylight availability in summer,⁴³ with the duration over a threshold of 1000 lux or 2500 lux at eye level being an indicator for better sleep quality.⁴⁴

Comparing daylight to electric lighting conditions, Turner et al.⁴⁵ state: "Typical residential illuminance [on average 100 lux or less, due to electric lighting] is too low for circadian needs even in young adults. Properly timed exposure to sunlight or other bright light sources is vital for mental and physical well-being in all age groups. [...] In general, several hours of at least 2500 lux of blue weighted light exposure (ideally sunlight) starting early in the morning benefit most people. Bright light immediately and directly enhances cognition, alertness, performance and mood, so bright environments throughout the day provide additional benefits, especially for middle-aged or older adults" (p. 276).

Figure 5: Temporal characteristics: Lighting levels of daylight throughout exemplary days for different weather conditions in Berlin, Germany



5. Acute, non-image forming effects

Circadian responses, such as regulation of sleep timing, are related to retinal-mediated responses to light mediated by the ipRGCs. In addition, some acute effects, such as melatonin suppression, increase of heart rate, or alertness, can also be realised by light through the ipRGCs or a combination of photoreceptors.⁴⁶ Both intensity and spectral composition of light play a role in inducing or avoiding these effects. Daylight can provide high light levels. However, the spectral power distribution of light from specific regions of the sky can vary largely;⁴⁷ indoors, since the daylight received depends on the orientation of a room, the colour of the light can be considerably cooler than the 6500 K cool white often assumed. The related spectral power distribution and short-wavelength component indicate daylight has a high potential to support acute non-image forming effects (Figure 6).

Investigations of these acute non-image forming effects of light have mostly been conducted with electric lighting. It has been shown, for example, that self-reported daytime performance, alertness and ability to concentrate, and reduction of daytime sleepiness, improve under static lighting with high correlated colour temperature.^{48, 49} Smolders et al.⁵⁰ found increased subjective alertness and vitality, as well as objective performance and physiological arousal, when offering 1000 lux instead of 200 lux at eye level in the morning. Even though relevant studies with daylight have been limited, daylight would be expected to very effectively produce acute non-image forming effects during daytime due to the availability of high light levels together with the pronounced short-wavelength component in its spectrum. Though lamps have been specifically developed to support circadian and acute non-image forming effects, daylight is the natural light source to support these effects while incurring little, or no, energy use.

Figure 6: Exemplary spectral power distributions of daylight and electric lighting including spectral sensitivity of ipRGCs ($S_{mel}(\lambda)$) and cones ($V(\lambda)$)

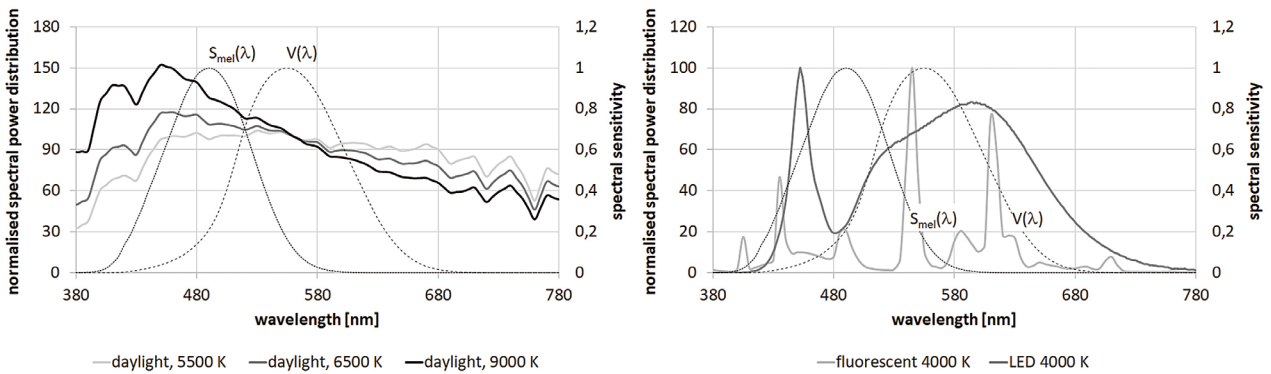


Figure 7: Spatial light distribution due to daylight (left, right) and electric lighting (middle)



6. Room, object and human appearance

The multiple characteristics of daylight (both sunlight and skylight) affect room, object and human appearance, providing a specific perceived room ambience that can influence the occupants' emotional state. There is no conclusive research on the impact of dynamic changes of directionality and diffuseness due to variations of sunlight and skylight entering built environments. However, users of a space are sensitive to the intensity, direction and diffuseness of light in a space.⁵¹ Electric light systems usually deliver light from a number of points distributed over a space leading to light rays of various intensities and directions creating overlapping shadows that can be perceived as visual noise. Conversely, daylight is delivered through a window or a skylight, which has a main direction inward to the room from the opening in the building skin. This creates visual clarity that can provide an impression of serenity of the space. The spatial light distribution also affects room appearance, as well as the perceived representation of objects and human faces. The appearance of faces of people seated near the window, side-lit

by daylight, has been shown to be labelled with positive attributes, and high luminance contrasts are not perceived as disturbing.⁵² Due to the size of a window, shadows are typically "soft", which is considered appropriate for good modelling.⁵³ In addition, the light from the side, or a lateral "flow" of light, seems to be preferred in the perception of human faces and objects; daylight through windows is effective in realising such spatial light distributions (Figure 7).⁵⁴⁻⁵⁶ Research under electric lighting conditions showed that brightness of room surfaces, preferably greater than 30-40 cd/m² in a horizontal band of 20° above and below the line of sight, give visual lightness and attractiveness to office rooms.⁵⁷⁻⁶⁰ Also important for perceived spaciousness is the amount of light⁶¹, with wall-oriented lighting alone or a combination with a low level of overhead lighting seemingly beneficial for spaciousness.^{61, 63} A full-scale study (Figure 8), of a series of room quality attributes showed that high levels of daylight from large windows are crucial in order to achieve a more pleasant, exciting, complex, legible, coherent and open room.⁶⁴

Figure 8: Spatial light levels due to daylight




Direct sunlight affects room appearance with a sun patch as well as clearly defined shadows produced by parallel beams of sunlight (Figure 9). Whilst the sun patch is seen as a visual stimulus, research suggests that appropriate sunlight penetration can induce relaxation.⁶⁵ Sunlight penetration was found to have a positive effect on job satisfaction and general well-being.⁶⁶ A social survey in four different building types by Ne'eman et al.⁶⁷ showed that sunshine has "a unique non-physical property which induces psychological well-being" (p. 327). One study used an artificial sky to mimic daylight of a clear sky with defined (blue-toned) shadows, a sun patch, (producing a brightness ratio for the sunlight to shaded areas as found outdoors), as well as a bright light source seen through the window (having the appropriate perceived size of the sun).^{68, 69} The results indicated that these lighting characteristics had a positive effect on perceptions of room appearance and the mood, stress and anxiety levels of participants. Sunlight falling directly on the occupant or reflected from a surface can cause visual and/or thermal discomfort. This dis-

comfort is linked to blind usage⁷⁰, which will then block (part of the) direct sunlight and skylight from entering the building.

Though most research on space and object appearance has been conducted using controlled electric lighting, the results are applicable to daylight conditions. The research included in this section has mainly been performed in temperate climates and indicates that the spatial lighting realised by daylight supports good perception of room and object appearances. Direct sunlight seems to enhance perceived room ambience and the user's emotional state, when visual and thermal comfort are maintained. Façade design considerations to maintain comfort in tropical regions will affect indoor daylight conditions. Both the resulting room and object appearance, as well as the prevalence of sunny conditions might result in a different subsequent occupant response.

Figure 9: Left: spatial light distribution due to sunlight penetration⁶⁸, right: artificial solution applying an LED panel in the window reveal to simulate sunlight penetration⁷¹



7. Comfort

The specific spectral power distribution and brightness of daylight can also affect human physical comfort. Physical comfort is the feeling of well-being, when an environment's thermal and lighting conditions are experienced as pleasant and associated with satisfaction. The brightness and the strong infrared component of daylight (Figure 10), may be appealing, but can cause visual and thermal discomfort. Nonetheless, interviews in field studies showed that occupants can be satisfied with daylight even though they sometimes experience visual discomfort.⁷²

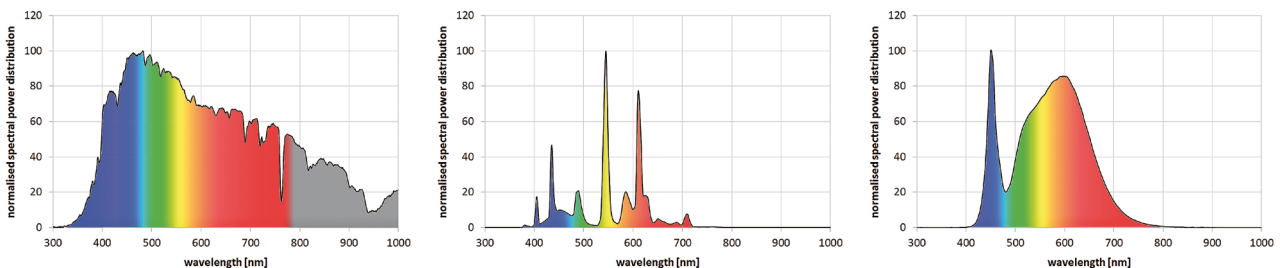
Sunlight penetration heats up a room. In addition, windows are a source for heat transfer from and to the exterior. Differences between temperate zones and the extremes of polar or equatorial regions are typically reflected in architectural solutions, as the design approach should be different to give comfortable indoor environmental conditions.⁷³

Thermal discomfort due to high or low temperatures activates biological cooling (e.g. sweating) or heating (e.g. shivering) respectively. Discomfort can also arise from the thermal asymmetry between the temperatures of the cool internal surfaces of windows and those of warmer walls.⁷⁴

A field study by Chinazzo et al.⁷⁵ indicates that satisfaction with the temperature in the room is affected by lighting conditions, with a lower satisfaction under lower lighting levels. This could suggest a greater tolerance for thermal discomfort in situations with daylight, as previously proposed by Veitch and Galasiu¹¹ (p. 30).

Visual discomfort, referring to "discomfort or pain in or around the eyes" (according to Boyce and Wilkins⁷⁶, p. 98), can have several causes, including glare and flicker from the light source. Glare can impact visual performance, but even glare that does not necessarily impair seeing objects, can lead to fatigue. Research on discomfort glare due to high luminances or luminance contrast from daylight or electric lighting indicates a greater tolerance when mild discomfort glare arises from daylight^{77,78} and/or a diversity of individual requirements for visual comfort from daylight⁷⁹ than met from electric light sources with the same luminance. Culture and climate are suggested to influence perceived glare from daylight.⁸⁰ Flicker can cause headaches, eye strain or seizures, and reduce visual performance.⁸¹ Electric lighting can be a source of flicker, whilst daylight is flicker-free.

Figure 10: Spectral power distribution, including contributions in the ultraviolet (UV) and infrared (IR) regions for daylight indoors (left) and electric light sources (middle: fluorescent, right: LED)





DAYLIGHT:
WHAT
MAKES
THE
DIFFERENCE?

Daylight is highly dynamic, changing within and across days, throughout the year, and with weather conditions. The dynamics in intensity and colour of daylight naturally support circadian entrainment, mood and alertness. The colour, intensity, directionality and diffuseness of daylight are characteristics that support room and object appearance. The features of daylight, as well as individual, cultural, geographical and seasonal preferences, underlie the desire for daylight, and the subsequent human response, as well as the environmental and monetary benefits.

8. Well-being due to views through windows

A window offers daylight, air exchange, a view, and information on the weather and activities outside. Window material properties, design and usage offer control over outdoor influences, such as smell, sound and heat. In addition, windows may provide an escape route. All these aspects play a role in the feeling of control and safety in indoor environments. Enclosure, privacy, safety and (subconscious) knowledge of escape routes relate to the functionality of a space. Stamps⁸² states that lightness of a scene is related to judged safety (“ability to move and the ability to perceive”, p. 188). No information about the weather and lack of a view, were the reasons female office workers dislike windowless offices, having feelings of isolation, depression and tension (Ruys, reported in¹).

The view from a window can affect several aspects of physical and mental well-being. It can, for example, support restorative processes, relieve stress or increase job satisfaction. Research investigating the effects of view content, suggests that busy and dense urban areas with obstructions in short visual range require constant accommodation and adaptation processes by the eye muscles, to keep an image fixed at the fovea centralis. Conversely, views into a deep space can relieve the eye and the muscle tonus, and free the cerebral cortex

from processing information, leading to cognitive relaxation. Looking at a view speeds-up physiological recovery from a stressful experience.^{83, 84}

Less information is available comparing the relative restorative benefit of rooms with window views, artificial windows and windowless walls. Office occupants have a preference for real windows or an artificial window with a dynamic view of nature,⁸⁵ but the restorative effect of artificial windows with dynamic “views” seems to be lower.⁸⁶ In windowless spaces, occupants seem to compensate for the lack of windows with nature elements, in the form of plants or pictures of natural scenery. Heerwagen and Orians⁸⁷ found that small windowless offices are decorated with twice the number of visual materials than windowed rooms with views. Visual material (in windowless offices) did not represent “surrogate” views, but did include natural themes.

Windows also offer contextual clues about time of day and about weather conditions (Figure 11), that fix ourselves in time and space, both consciously and unconsciously. Patients in an intensive therapy unit with a translucent window had a more accurate memory and orientation and fewer hallucinations and delusions than those in a windowless unit.⁸⁸ A questionnaire to understand the preference for windows showed that the view outside that gave temporal information was amongst the most frequently-cited favourable factors for

Figure 11: Contextual clues: Information about the weather and time of day



residential spaces and a number of non-residential spaces.⁸⁹ According to Veitch and Galasiu¹¹ "This information provision is an acknowledged function of a window" (p. 14).


Both content and perceived quality of a view can affect human responses to daylight. The number of view layers, the width and distance of the view, the perceived quality of the landscape elements and the composition of the view are important influential parameters as shown in Figure 12.⁹⁰ Tolerance of discomfort glare from daylight through a window is partly determined by how interesting the scene outside is,^{91, 92} its attractiveness⁹³ and its content⁹⁴.

A view outside adds to the desirable perception of daylight, especially for natural, attractive and interesting views, but the mechanisms for this are not yet fully understood. Even though the contextual clues associated with daylight can be emulated, research indicates that some benefits might not be reproduced by electric lighting.

9. Energy efficiency

Daylight provision offers cost free indoor lighting with a continuous spectral power distribution from 320nm-2600nm which has implications for the heating, cooling and lighting energy demand of a building.⁹⁵ Daylighting can directly reduce the electric energy required to illuminate a room. The extent to which daylight can displace times of use of electricity is obviously specific to the design, location, purpose and use of a space within a building. Care should be given to the most suitable location of activities, for example highly-visual tasks should be done near a naturally-lit building perimeter. A daylight design should be combined with electric lighting controls that switch-off or reduce, but maintain the quality of, electric lighting to reduce electricity use. Lighting energy savings achieved through installing daylight responsive lighting controls, range from 20% to 70%.⁹⁶⁻¹⁰⁰ A meta-analysis by Williams et al.¹⁰¹ showed average savings of approximately 30% in various applications. Tsangrassoulis et al.¹⁰² indicate that a 40% reduction in lighting energy consumption can reduce overall primary energy consumption by 17%. Only when the full potential of such designed-in approaches has been exhausted, consideration should be given to the introduction of technological systems to convey daylight deeper into interior spaces by deflection at windows or the, often costly to install, transmission of daylight from a roof through intervening floors by mirrored pipes or fibre optic cables.¹⁰³⁻¹⁰⁵

Figure 12: Examples of the view in four view quality categories (from left to right: insufficient, sufficient, good, excellent)



Daylight openings affect thermal conditions in a building. Heat losses in wintertime can increase when the heat resistance of windows is less than walls. Heat gain arises from solar radiation through windows, and depends on climate; this might be beneficial in winter but may require additional cooling in summer. The energy saved, as well as the cost-effectiveness of daylighting is thus less if cooling energy is required. Modern glazing systems are capable of filtering-out a significant fraction of the infrared component. Solar heat gains can be modulated with shading devices or switchable glazing systems, which, ideally, should also balance provision of daylight and a view outside, and protection against glare.¹⁰⁶ There are large differences in daylight composition and daylight availability between temperate and equatorial regions for which, architectural solutions are usually appropriately defined. The overall energy demand depends on building type, form and construction, occupant activities and patterns together with geographical location, climate, orientation and degree of obstruction.¹⁰⁷⁻¹⁰⁹

Electric lighting requires energy. It may also release heat to the building, depending on the light source that can increase the cooling load but can also decrease heating energy demands. A windowless building is often less energy efficient than one with an appropriate selection and control of well located windows.

10. Monetary value

Daylight design can bring monetary benefits by reducing the energy cost of electric lighting and by improving the productivity of building occupants. Daylight can increase the latter by a combination of: sharpened vision due to better colour rendering or higher light levels; improved visual modelling of objects and faces; reduction of flicker; and/or the provision of contextual clues.¹¹⁰ Productivity has been shown to increase by 5% to 15% in companies that have moved into buildings with more daylight.^{111, 112} However, the exact role of daylight on productivity in these kind of studies is still subject to future research, given the many other factors that change simultaneously with such a move. The impact of daylight on productivity and related aspects, such as absenteeism, can only be investigated in field studies and epidemiological studies,^{113, 114} in which experimental control is difficult and interpretation of results is demanding.⁵ For now, insufficient results are available to draw conclusions with respect to the impact of daylight availability on productivity; further research is necessary.

An analysis of annual income and expense data for commercial buildings by Kim and Wineman¹¹⁵ indicated that views have an economic value. In their study, higher buildings, likely to have a skyline and cityscape views, had higher property values. In interviews, the majority of businesses stated that the view was a consideration in setting rents. A study by Heschong et al.¹¹⁶ indicated that call centre workers with the best possible view processed calls faster and scored better on tests of mental function when compared with those workers without a view.

An analysis of sales in stores with and without skylights by Heschong et al.¹¹⁰ indicated that stores with skylights had an increase in their sales index. Interviews indicated that the skylight unconsciously led to the visual environment being perceived as cleaner and more spacious.

As stated above, the detailed mechanisms behind these and other, secondary, monetary benefits are largely unknown. In addition, an increase in productivity can only be achieved when unwanted effects from daylighting, such as glare, shadows, veiling reflections, and overheating, are avoided.

11. Conclusion

Intensity, spectral power distribution, and the spatial direction and diffuseness of daylight are characteristics that support room and object appearance as well as non-image forming effects. The dynamics of changes in the intensity and colour of daylight naturally support circadian entrainment, mood and alertness. Some human responses, such as non-image forming effects, seem to be well defined. Also the role of sunlight on the skin to support Vitamin D production is well established. However, many benefits of daylight and windows cannot yet be explained so straightforwardly. The higher onset of visual discomfort glare in daylight conditions as well as the positive effect of the contextual clues provided by a view are induced by mechanisms that are not well understood. Some responses to light seem to be mediated through both visual and non-image-forming pathways that require further research.¹¹⁷⁻¹¹⁹

Even though many characteristics of daylight can be mimicked by electric lighting, it has not been demonstrated that all the diverse holistic positive outcomes associated with daylight can be reproduced artificially. Indeed, the characteristics of the complex interaction of the dynamics of daylight with individual human responses have not been readily quantifiable to-date. They remain key areas that require extensive further research.

We suggest that future studies should address the impact of daylight on the following aspects of human performance, health and well-being, that might lead to behaviours translating into monetary benefits:

- differential impact of variations in the spectral power distribution and light intensity across the day and seasons at different geographical locations, for example through epidemiological studies further exploring the effect of daylight provision on **good eyesight** and **circadian entrainment**, restorative sleep and better health;
- differences in the impact of the source of light on **room and object appearance**, comparing electric lighting, and daylight through windows, skylights or light tubes, which includes the differences between static and dynamic lighting;
- statistical estimations of the variance in the impact of daylight with concurrent exposure to electric light, to elaborate their interactions including assessments of light history effects, and to obtain a better insight into the **acute, non-image forming** potential of daylight;

In addition, some co-variables need attention, for example:

- qualitative assessments of the perception of an (e.g. work) environment to study the role of **context** and **content** under different lighting regimes including the absence of light and whether symptoms of such absence can be quantified/operationalized;
- quantification of the **view** and **contextual clues** from windows. Metrics need to be developed for the quantity and quality of the view out and a measure to evaluate the importance of contextual clues, to balance different window functions, such as glare protection, solar heat gain management, and daylight provision;
- prevalence of weather conditions and architectural archetypes might influence occupants' expectations and responses, thus the impact of **climate** and **culture** on light source **preference**, **room and object appearance** as well as **comfort** aspects should be the subject of further investigation.

And finally, maybe what is most urgently needed and most difficult to devise, would be a (set of) metric(s) to measure the "naturalness" of light.

Acknowledgment

This paper arose from discussions between members of the Daylight Academy working group "Daylight: what makes the difference?" at a seminar held in Berlin, Germany, in June 2018.

Funding

Attendance at the seminar was financed by the Daylight Academy.

The Daylight Academy promotes international and interdisciplinary cooperation among scientists, architects, engineers and other professionals involved in daylight research or with a strong interest in daylight related topics.

www.daylight.academy

This paper was first published as: Daylight: What makes the difference? Martine Knoop, Oliver Stefani, Bruno Bueno, Barbara Matusiak, Richard Hobday, Anna Wirz-Justice, Klaus Martiny, Thomas Kantermann, Mariëlle Aarts, Noureddine Zemmouri, Siegrun Appelt, Brian Norton. Lighting Research & Technology, published online 18 August 2019. The online version of this article can be found at: <https://doi.org/10.1177/1477153519869758>. Published by SAGE Publications Ltd (<http://www.sagepublications.com/>).

The Lighting Research & Technology article is distributed under the terms of the Creative Commons Attribution-NonCommercial 4.0 International License (<http://www.creativecommons.org/licenses/by-nc/4.0/>) which permits non-commercial use, reproduction and distribution of the work without further permission provided the original work is attributed as specified on the SAGE and Open Access pages (<https://us.sagepub.com/en-us/nam/open-access-at-sage>).

Note

Detailed documentation on the benefits of daylight is currently being prepared within a Technical Committee of the International Commission of Illumination (CIE). Information can also be found in "Changing perspectives on daylight: Science, technology, and culture", a sponsored supplement to Science (2017). <https://www.sciencemag.org/collections/changing-perspectives-daylight-science-technology-and-culture>.

References

1. Collins, BL. Review of the psychological reaction to windows. *Lighting Research & Technology* 1976; 8(2): 80-88.
2. Heerwagen, JH and Heerwagen, DR. Lighting and psychological comfort. *Lighting Design and Application* 1986; 16(4): 47-51.
3. Veitch, JA, Hine, DW and Gifford, R. End users' knowledge, beliefs, and preferences for lighting. *Journal of Interior Design* 1993; 19(2): 15-26.
4. Veitch, JA and Gifford, R. Assessing beliefs about lighting effects on health, performance, mood, and social behavior. *Environment and Behavior* 1996; 8(4): 446-470.
5. Galasiu, AD, and Veitch, JA. Occupant preferences and satisfaction with the luminous environment and control systems in daylit offices: a literature review. *Energy and Buildings* 2006; 38(7): 728-742.
6. Boyce, P, Hunter, C and Howlett, O. The benefits of daylight through windows. Report, Rensselaer Polytechnic Institute, Troy, New York (US), 2003.
7. Roche, L, Dewey, E, and Littlefair, P. Occupant reactions to daylight in offices. *International Journal of Lighting Research and Technology* 2000; 32(3): 119-126.
8. Hirning, MB, Isoardi, GL, and Garcia-Hansen, VR. Prediction of discomfort glare from windows under tropical skies. *Building and Environment* 2017; 113: 107-120.
9. Edwards, L and Torcellini, P. Literature review of the effects of natural light on building occupants (No. NREL/TP-550-30769). Report, National Renewable Energy Lab, Golden, CO. (US), 2002.
10. Strong, D. The distinctive benefits of glazing, The social and economic contributions of glazed areas to sustainability in the built environment. Report, David Strong Consulting Ltd., Cholesbury, UK, 2012.
11. Veitch, JA and Galasiu, AD. The physiological and psychological effects of windows, daylight, and view at home: Review and research agenda. Report, National Research Council of Canada. <https://nrc-publications.canada.ca/eng/view/object/?id=06e1364d-71f3-4766-8ac8-f91da5576358> (2012, accessed 29 August 2019).
12. Beute, F and de Kort, YA. Salutogenic effects of the environment: Review of health protective effects of nature and daylight. *Applied Psychology: Health and Well-Being* 2014; 6(1): 67-95.
13. Aries, MB, Aarts, MP and van Hoof, J. Daylight and health: A review of the evidence and consequences for the built environment. *Lighting Research & Technology* 2015; 47(1): 6-27.
14. Farley, KM, and Veitch, JA. A room with a view: A review of the effects of windows on work and well-being (IRC-RR-136). Report, National Research Council of Canada, 2001.
15. Haans, A. The natural preference in people's appraisal of light. *Journal of Environmental Psychology* 2014; 39: 51-61.
16. Pierson, C, Wienold, J and Bodart, M. Review of factors influencing discomfort glare perception from daylight. *Leukos* 2018; 14(3): 111-148.
17. Boyce, PR. Human factors in lighting. CRC Press. Taylor & Francis Group, 2014
18. Hobday, R. Myopia and daylight in schools: a neglected aspect of public health? *Perspectives in public health* 2016; 136(1): 50-55.
19. French, AN, Ashby, RS, Morgan, IG and Rose, KA. Time outdoors and the prevention of myopia. *Experimental Eye Research* 2013; 114: 58-68.
20. Chakraborty, R, Ostrin, LA, Nickla, DL, Iuvone, PM, Pardue, MT and Stone, RA. Circadian rhythms, refractive development, and myopia. *Ophthalmic and Physiological Optics* 2018; 38(3): 217-245.
21. Cui, D, Trier, K and Ribbel-Madsen, SM. Effect of day length on eye growth, myopia progression, and change of corneal power in myopic children. *Ophthalmology* 2013; 120(5): 1074-1079.
22. Lagrèze, WA and Schaeffel, F. Preventing myopia. *Deutsches Ärzteblatt International* 2017; 114 (35-36): 575. DOI:10.3238/arztebl.2017.0575
23. Reimchen, TE. Human color vision deficiencies and atmospheric twilight. *Social Biology* 1987; 34(1-2): 1-11.
24. Laeng, B, Brennen, T, Elden, Å, Paulsen, HG, Banerjee, A and Lipton, R. Latitude-of-birth and season-of-birth effects on human color vision in the Arctic. *Vision Research* 2007; 47(12): 1595-1607.

25. Münch, M, Brønsted, AE, Brown, SA, Gjedde A, Kantermann, T, Martiny, K, Mersch, D, Skene, DJ, Wirz-Justice, A. Changing Perspective on daylight: Science, technology, and culture: Chapter 5, Reinventing daylight. *Science* 2017; 32.
26. Hattar, S, Liao, HW, Takao, M, Berson, DM and Yau, KW. Melanopsin-containing retinal ganglion cells: architecture, projections, and intrinsic photosensitivity. *Science* 2002; 295(5557): 1065-1070.
27. Berson, OM, Duan, FA and Takao, M. Photo-transduction by retinal ganglion cells that set the circadian clock *Science* 2002; 295: 1070-1073.
28. LeGates, TA, Fernandez, DC and Hattar, S. Light as a central modulator of circadian rhythms, sleep and affect. *Nature Reviews Neuroscience* 2014; 15(7): 443.
29. Mottram, V, Middleton, B, Williams, P and Arendt, J. The impact of bright artificial white and 'blue-enriched' light on sleep and circadian phase during the polar winter. *Journal of Sleep Research* 2011; 20(1pt2): 154-161.
30. Vondrašová-Jelínková, D, Hájek, I and Illnerová, H. Adjustment of the human melatonin and cortisol rhythms to shortening of the natural summer photoperiod. *Brain research* 1999; 816(1): 249-253.
31. Wright Jr, KP, McHill, AW, Birks, BR, Griffin, BR, Rusterholz, T and Chinoy, ED. Entrainment of the human circadian clock to the natural light-dark cycle. *Current Biology* 2013; 23(16): 1554-1558.
32. Roenneberg, T and Merrow, M. The circadian clock and human health. *Current Biology* 2016; 26(10): R432-R443.
33. Danilenko, KV, Wirz-Justice, A, Kräuchi, K, Cajochen, C, Weber, JM, Fairhurst, S and Terman, M. Phase advance after one or three simulated dawns in humans. *Chronobiology International* 2000; 17(5): 659-668.
34. Gabel, V, Maire, M, Reichert, CF, Chellappa, SL, Schmidt, C, Hommes, V, Viola, AU and Cajochen, C. Effects of artificial dawn and morning blue light on daytime cognitive performance, well-being, cortisol and melatonin levels. *Chronobiology International* 2013; 30(8): 988-997.
35. Gabel, V, Maire, M, Reichert, CF, Chellappa, SL, Schmidt, C, Hommes, V, Cajochen, C and Viola, AU. Dawn simulation light impacts on different cognitive domains under sleep restriction. *Behavioural Brain Research* 2015; 281: 258-266.
36. Viola, AU, Gabel, V, Chellappa, SL, Schmidt, C, Hommes, V, Tobaldini, E, Montano, N and Cajochen, C. Dawn simulation light: A potential cardiac events protector. *Sleep Medicine* 2015; 16(4): 457-461.
37. Veitz, S, Stefani, O, Freyburger, M, Meyer, M, Weibel, J, Rudzik, F, Bashishvilli, T and Cajochen, C. Effects of lighting with continuously changing color temperature and illuminance on subjective sleepiness and melatonin profiles. *Journal of Sleep Research* 2018; 27: 234.
38. Brasche, S, and Bischof, W. Daily time spent indoors in German homes—baseline data for the assessment of indoor exposure of German occupants. *International journal of hygiene and environmental health* 2005; 208(4): 247-253.
39. Conrad, A, Seiwert, M, Hünken, A, Quarcoo, D, Schlaud, M, and Groneberg, D. The German Environmental Survey for children (GerES IV): Reference values and distributions for time-location patterns of German children. *International journal of hygiene and environmental health* 2013; 216(1): 25-34.
40. World Health Organization. Combined or multiple exposure to health stressors in indoor built environments. 2014 www.euro.who.int/en/health-topics/environment-and-health/air-quality/publications/2014/combined-or-multiple-exposure-to-health-stressors-in-indoor-built-environments (accessed 29 August 2019)
41. Klepeis, NE, Nelson, WC, Ott, WR, Robinson, JP, Tsang, AM, Switzer, P, Behar JV, Hern SC and Engelmann, WH. The National Human Activity Pattern Survey (NHAPS): a resource for assessing exposure to environmental pollutants. *Journal of Exposure Science and Environmental Epidemiology*, 2001; 11(3): 231-252 <http://eta-publications.lbl.gov/sites/default/files/lbnl-47713.pdf> (accessed 29 August 2019)
42. Boubekri, M, Cheung, IN, Reid, KJ, Wang, C-H and Zee, PC. Impact of windows and daylight exposure on overall health and sleep quality of office workers: A case-control pilot study. *Journal of Clinical Sleep Medicine* 2014; 10(6): 603-611. <http://doi.org/10.5664/jcsm.3780>.
43. Figueiro, MG and Rea, MS. Office lighting and personal light exposures in two seasons: Impact on sleep and mood. *Lighting Research & Technology* 2016; 48(3): 352-364.
44. Hubalek, S, Brink, M and Schierz, C. Office workers' daily exposure to light and its influence on sleep quality and mood. *Lighting Research & Technology* 2010; 42(1): 33-50.

45. Turner, PL, Van Someren, EJ and Mainster, MA. The role of environmental light in sleep and health: effects of ocular aging and cataract surgery. *Sleep Medicine Reviews* 2010; 14(4): 269-280.
46. Lucas, RJ, Peirson, SN, Berson, DM, Brown, TM, Cooper, HM, Czeisler, CA, Figueiro, MG, Gamlin, PD, Lockley, SW, O'Hagan, JB, Price, LL, Provencio, I, Skene, DJ and Brainard, GC. Measuring and using light in the melanopsin age. *Trends in Neurosciences* 2014; 37(1): 1-9.
47. Nayatani, Y and Wyszecki, G. Color of daylight from north sky. *Journal of the Optical Society of America* 1963; 53(5): 626-629.
48. Mills, PR, Tomkins, SC and Schlangen, LJ. The effect of high correlated colour temperature office lighting on employee wellbeing and work performance. *Journal of Circadian Rhythms* 2007; 5(1). <https://doi.org/10.1186/1740-3391-5-2>
49. Viola, AU, James, LM, Schlangen, LJ and Dijk, DJ. Blue-enriched white light in the workplace improves self-reported alertness, performance and sleep quality. *Scandinavian Journal of Work, Environment & Health* 2008; 34(4): 297-306.
50. Smolders, KC, De Kort, YA and Cluitmans, PJM. A higher illuminance induces alertness even during office hours: Findings on subjective measures, task performance and heart rate measures. *Physiology & Behavior* 2012; 107(1): 7-16.
51. Koenderink, JJ, Pont, SC, Van Doorn, AJ, Kappers, AM and Todd, JT. The visual light field. *Perception* 2007; 36(11): 1595.
52. Liedtke, C. Helligkeit im Arbeitsbereich. Diploma thesis, Technische Universität Ilmenau. Germany, 2009.
53. Lynes, JA, Burt, W, Jackson, GK and Cuttle, C. The flow of light into buildings *Transactions of the Illuminating Engineering Society* 1966; 31(3): 65-91.
54. Cuttle C. *Lighting by Design*. Oxford: Architectural Press, 2003
55. Cuttle, C. Development and evaluation of a new interior lighting design methodology. PhD Thesis, Dublin Institute of Technology, 2017.
56. Xia, L, Pont, SC and Heynderickx, I. Light diffuseness metric part 1: Theory. *Lighting Research & Technology* 2017; 49(4): 411-427.
57. Loe, L, Mansfield, KP and Rowlands, E. Appearance of lit environment and its relevance in lighting design: Experimental study. *Lighting Research & Technology* 1994; 26(3): 119-133.
58. Van Ooyen, MHF, Van De Weijger, JAC and Begemann, SHA. Preferred luminances in offices. *Journal of the Illuminating Engineering Society* 1987; 16(2): 152-156.
59. Newsham, GR, Marchand, RG and Veitch, JA. Preferred surface luminances in offices, by evolution. *Journal of the Illuminating Engineering Society* 2004; 33: 14-29.
60. Kirsch, RM. Lighting quality and energy efficiency in office spaces. PhD Thesis. Technische Universität Berlin, Germany, 2015.
61. Stamps III, AE. Effects of permeability on perceived enclosure and spaciousness. *Environment and Behavior* 2010; 42(6): 864-886.
62. Flynn, JE, Spencer, TJ, Martyniuk, O and Hendrick, C. Interim study of procedures for investigating the effect of light on impression and behavior. *Journal of the Illuminating Engineering Society* 1973; 3(1): 87-94.
63. Wänström Lindh, U. Light shapes spaces: Experience of distribution of light and visual spatial boundaries. PhD Thesis, University of Gothenburg, Sweden, 2012.
64. Moscoso, C, Matusiak, B, Svensson, UP and Orleanski, K. Analysis of stereoscopic images as a new method for daylighting studies. *ACM Transactions on Applied Perception* 2015; 11(4): 21.
65. Boubekri, M, Hul, RB and Boyer, LL. Impact of window size and sunlight penetration on office workers' mood and satisfaction: A novel way of assessing sunlight. *Environment and Behavior* 1991; 23(4): 474-493.
66. Leather, P, Pyrgas, M, Beale, D and Lawrence, C. Windows in the workplace: Sunlight, view, and occupational stress. *Environment and Behavior* 1998; 30(6): 739-762.
67. Ne'eman, E, Craddock, J and Hopkinson, RG. Sunlight requirements in buildings - I. Social survey. *Building and Environment* 1976; 11(4): 217-238.
68. Canazei, M, Laner, M, Staggl, S, Pohl, W, Ragazzi, P, Magatti, D, Martinelli, E and Di Trapani, P. Room-and illumination-related effects of an artificial skylight. *Lighting Research & Technology* 2016; 48(5): 539-558.
69. Canazei, M, Pohl, W, Bliem, HR, Martini, M and Weiss, EM. Artificial skylight effects in a windowless office environment. *Building and Environment* 2016; 124: 69-77.

70. Stazi, F, Naspi, F and D'Orazio, M. A literature review on driving factors and contextual events influencing occupants' behaviours in buildings. *Building and Environment* 2017; 118: 40-66.
71. Volf, C, Svendsen, SD, Knorr, U, Dam-Hansen, C, Petersen, PM, Hansen, T, Jacobsen, J, Djuriscic, S, Hageman, I and Martiny, K. Room-light: integrated led-lighting as treatment for depressed inpatients - a randomized controlled trial. (2017, unpublished). <https://doi.org/10.13140/RG.2.2.32247.11682>
72. Heerwagen, JH and Zagreus, L. The human factors of sustainable building design: post occupancy evaluation of the Philip Merrill Environmental Center. Report, University of California. https://www.wbdg.org/files/pdfs/human_factors_cbf.pdf (accessed 29 August 2019).
73. Schepers, H, McClintock, M, and Perry, J. Daylight design for tropical facades. *Glass in Buildings, Bath*. 1999.
74. Marino, C, Mucara, A and Pietrafesa, M. Thermal comfort in indoor environment. Effect of the solar radiation on the radiant temperature asymmetry, *Solar Energy* 2017; 144: 295-309.
75. Chinazzo, G, Pastore, L, Wienold, J and Andersen, M. A field study investigation on the influence of light level on subjective thermal perception in different seasons. In *Proceedings of the 10th Windsor Conference: Rethinking Comfort*. 12 - 15 April 2018, pp. 346-356. Windsor, UK.
76. Boyce, PR and Wilkins, A. Visual discomfort indoors. *Lighting Research & Technology* 2018; 50(1): 98-114.
77. Hopkinson RG. Glare from windows. *Construction Research and Development Journal* 1970; 2(3): 98-105; 2(4): 169-175.
78. Chauvel, P, Collins, JB, Dogniaux, R and Longmore, J. Glare from windows: Current views of the problem. *Lighting Research & Technology* 1982; 14(1): 31-46.
79. Velds, M. User acceptance studies to evaluate discomfort glare in daylight rooms. *Solar Energy* 2002; 73, 95-103.
80. Pierson, C, Piderit, MB, Wienold, J, and Bodart, M. Discomfort glare from daylighting: Influence of culture on discomfort glare perception. In *Proceedings of the CIE 2017 Midterm Meeting*, Jeju, Korea 2017: 23-25
81. Wilkins, A, Veitch, JA and Lehman, B. LED lighting flicker and potential health concerns: IEEE standard PAR1789 update. In: *Energy Conversion Congress and Exposition (ECCE)*, 2010 IEEE. Atlanta, USA, 12-16 September 2010, pp. 171-178: IEEE.
82. Stamps III, AE. Mystery of environmental mystery. *Environment and Behavior* 2007; 39(2): 165-197.
83. Hartig, T, Mang, M and Evans, GW. Restorative effects of natural environment experiences. *Environment and Behavior* 1991; 23(1): 3-26.
84. Ulrich, RS, Simons, RF, Losito, BD, Fiorito, E, Miles, MA and Zelson, M. Stress recovery during exposure to natural and urban environments. *Journal of Environmental Psychology* 1991; 11(3): 201-230.
85. Young, HH and Berry, GL. The impact of environment on the productivity attitudes of intellectually challenged office workers. *Human Factors* 1979; 21(4): 399-407.
86. Kahn Jr, PH, Severson, RL and Ruckert, JH. The human relation with nature and technological nature. *Current Directions in Psychological Science* 2009; 18(1): 37-42.
87. Heerwagen, JH and Orians, GH. Adaptations to windowlessness: A study of the use of visual decor in windowed and windowless offices. *Environment and Behavior* 1986; 18(5): 623-639.
88. Keep, P, James, J and Inman, M. Windows in the intensive therapy unit. *Anaesthesia* 1980; 35(3): 257-262.
89. Butler, DL and Biner, PM. Effects of setting on window preferences and factors associated with those preferences. *Environment and Behavior* 1989; 21(1): 17-31.
90. Matusiak, BS and Klöckner, CA. How we evaluate the view out through the window. *Architectural Science Review* 2016; 59(3): 203-211.
91. Tuaycharoen, N and Tregenza, PR. View and discomfort glare from windows. *Lighting Research & Technology* 2007; 39(2): 185-200.
92. Tuaycharoen, N. Windows are less glaring when there is a preferred view. *Built-Environment Sri Lanka* 2011; 9(1-2): 45-55.

93. Aries, MB, Veitch, JA and Newsham, GR. Windows, view, and office characteristics predict physical and psychological discomfort. *Journal of Environmental Psychology* 2010; 30(4): 533-541.
94. Yun, GY, Shin, JY and Kim, JT. Influence of window views on the subjective evaluation of discomfort glare. *Indoor and Built Environment* 2011; 20(1): 65-74.
95. Dubois, M-C, Bisegna, F, Gentile, N, Knoop, M, Matusiak, B, Osterhaus, W and Tetri, E. Retrofitting the electric lighting and daylighting systems to reduce energy in buildings; A literature review. *Energy Research Journal* 2015; 6: 25-41.
96. Jennings, JD, Rubinstein, FM, DiBartolomeo, D and Blanc, SL. Comparison of control options in private offices in an advanced lighting controls testbed. *Journal of the Illuminating Engineering Society* 2000; 29(2): 39-60.
97. Ghisi, E and Tinker, JA. An ideal window area concept for energy efficient integration of daylight and artificial light in buildings. *Building and Environment* 2005; 40(1): 51-61.
98. Leslie, RP, Raghavan, R, Howlett, O and Eaton, C. The potential of simplified concepts for daylight harvesting. *Lighting Research & Technology* 2005; 37(1): 21-38.
99. Doulos, L, Tsangrassoulis, A and Topalis, F. Quantifying energy savings in daylight responsive systems: The role of dimming electronic ballasts. *Energy and Buildings* 2008; 40(1): 36-50.
100. Ihm, P, Nemri, A, and Krarti, M. Estimation of lighting energy savings from daylighting. *Building and Environment* 2009; 44(3): 509-514.
101. Williams, A, Atkinson, B, Garbesi, K, Page, E and Rubinstein, FM. Lighting controls in commercial buildings. *Leukos* 2012; 8(3): 161-180.
102. Tsangrassoulis, A, Kontadakis, A and Doulos, L. Assessing lighting energy saving potential from daylight harvesting in office buildings based on code compliance & simulation techniques: A comparison. *Procedia Environmental Sciences* 2017; 38: 420-427.
103. Freewan, AA. Developing daylight devices matrix with special integration with building design process. *Sustainable Cities and Society* 2015; 15: 144-152.
104. Ruck, N, Aschehoug, Ø, Aydinli, S, Christoffersen, J, Courret, G, Edmonds, I, ... and Michel, L. *Daylight in Buildings. A source book on daylighting systems and components* 2000. <https://facades.lbl.gov/daylight-buildings-source-book-daylighting-systems> (accessed 29 August 2019)
105. Knoop, M, Aktuna, B, Bueno, B, Darula, S, Deneyer, A, Diakite, A, Fuhrmann, P, Geisler-Moroder, D, Hubschneider, C, Johnsen, K, Kostro, A, Malikova, M, Matusiak, M, Prella, P, Pohl, W, Tao, W and Tetri, E. *Daylighting and electric lighting retrofit solutions* 2016 <https://depositonce.tu-berlin.de/handle/11303/5494> (accessed 29 August 2019).
106. Ghosh, A and Norton, B. Advances in switchable and highly insulating autonomous (self-powered) glazing systems for adaptive low energy buildings. *Renewable Energy* 2018; 126: 1003-1031.
107. Inanici, MN and Demirbilek, FN. Thermal performance optimization of building aspect ratio and south window size in five cities having different climatic characteristics of Turkey. *Building and Environment* 2000; 35(1): 41-52.
108. Norton, B. *Harnessing Solar Heat*, Springer, 2011.
109. Cappelletti, F, Prada, A, Romagnoni, P and Gasparella, A. Passive performance of glazed components in heating and cooling of an open-space office under controlled indoor thermal comfort. *Building and Environment* 2014; 72: 131-144.
110. Heschong, L, Wright, RL and Okura, S. Daylighting impacts on retail sales performance. *Journal of the Illuminating Engineering Society* 2002; 31(2): 21-25.
111. Romm, JJ. *Cool companies: How the best businesses boost profits and productivity by cutting greenhouse gas emissions*. Routledge, 2014.
112. Thayer, B. Daylighting and productivity at Lockheed. *Solar Today* 1995; 9(3): 26-29.
113. Heschong, L, Wright, RL and Okura S. Daylight impacts on human performance in school, *Journal of the Illuminating Engineering Society* 2002; 31: 101-114
114. Markussen, S, and Røed, K. Daylight and absenteeism—Evidence from Norway. *Economics & Human Biology* 2015; 16: 73-80.
115. Kim, J and Wineman, J. Are windows and views really better. A quantitative analysis of the economic and psychological value of views. Report. Lighting Research Center, Rensselaer Polytechnic Institute, Troy, New York (US), 2005.

116. Heschong, L. Windows and offices: A study of office worker performance and the indoor environment. Report, California Energy Commission. http://h-m-g.com/downloads/Daylighting/A-9_Windows_Offices_2.6.10.pdf (2002, accessed 29 August 2019).
117. De Kort, YA and Veitch, JA. From blind spot into the spotlight: introduction to the special issue "Light, lighting, and human behaviour". *Journal of Environmental Psychology* 2014; 39: 1-4. <http://dx.doi.org/10.1016/j.jenvp.2014.06.005> (accessed 29 August 2019)
118. CIE (Commission International de l'Éclairage) Research roadmap for healthful interior lighting applications. CIE Technical Report 218:2016. Vienna, Austria, 41 p.
119. Allen, AE, Storchi, R, Martial, FP, Bedford, RA and Lucas, RJ. Melanopsin contributions to the representation of images in the early visual system. *Current Biology* 2017; 27(11): 1623-1632.

Imprint

Publisher:
Daylight Academy
a VELUX STIFTUNG initiative
<https://daylight.academy/>

VELUX STIFTUNG
Kirchgasse 42
8001 Zurich
Switzerland
office@daylight.academy

Conception / Design:
hilda design matters
Zurich, Switzerland

Print:
FO-Fotorotar AG, Egg/ZH

Copyrights

ⁱ Figure 1 (left) page 4, cover page and page 14/15: Photo by Amy Chandra from Pexels www.pexels.com/photo/boat-on-ocean-789152/, www.pexels.com/photo-license/

Figure 1 (middle), page 4:
Photo by Francesco Ungaro from Pexels www.pexels.com/photo/sky-blue-sun-ray-of-sunshine-97558/, www.pexels.com/photo-license/

Figure 1 (right), page 4: Photo by Gabriela Palai from Pexels www.pexels.com/photo/blur-calm-waters-dawn-daylight-395198/, www.pexels.com/photo-license/

ⁱⁱ Figure 9 (left), page 12: Photo by Joao Jesus from Pexels www.pexels.com/photo/clear-glass-window-with-brown-and-white-wooden-frame-921294/, www.pexels.com/photo-license/

Daylight Academy
A VELUX STIFTUNG initiative
Kirchgasse 42
8001 Zürich
Switzerland

www.daylight.academy
office@daylight.academy